

LI-COR

Affordable. Compact. Reliable.

Shifting the standard in Western blot imaging



LI-COR[®]





C-DiGit[®] Blot Scanner

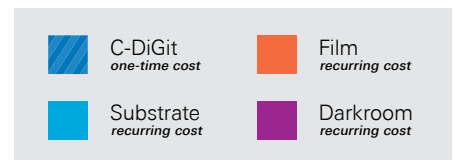
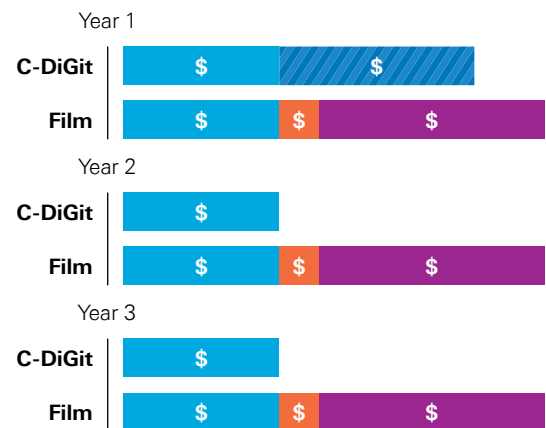


Shifting the standard in Western blot imaging

Redefine what it means to acquire chemiluminescent Western blot data. The C-DiGit Blot Scanner is the perfect integration of affordability and reliability within a compact digital scanner.

Focus on your research, not the price tag

It's time to ditch the darkroom for a digital imager that your images and your budget prefer. Secure a quick return on investment with the C-DiGit scanner, thanks to minimal maintenance and no film expenses. Replace x-ray film with digital data, and let the difference pay for itself.



The C-DiGit Blot Scanner quickly pays for itself by completely eliminating film and darkroom expenses. With its digital imaging capabilities, the C-DiGit scanner only needs the usual Western blotting materials and simple upkeep – which effectively lowers costs while still raising the bar.



Pack scientific advancement into a single drawer

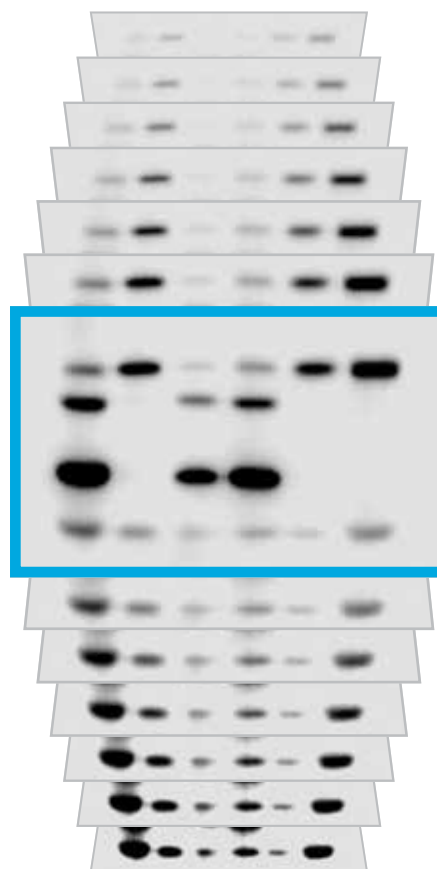
Stash everything you need for observing the next groundbreaking discovery into a little black box. The compact and powerful design of the C-DiGit scanner frees up valuable space in the lab without surrendering any of its imaging capabilities. Tuck it into a drawer until the time comes to image your breakthroughs.

Concentrate on the data

With a small footprint and vast capabilities, the C-DiGit scanner can transform your lab's research. It minimizes the risk of saturation and the need for multiple exposures. You can finally focus on interpreting the data, not on imaging complications.

Upgrade your image acquisition tactics

Pair the C-DiGit scanner with an imaging software that is as refined and dependable as it is. Image Studio™ Software is provided with the C-DiGit scanner, making it a breeze to analyze your results immediately. The C-DiGit scanner also collects the full range of data within a single digital file, so after initial acquisitions, download Image Studio Lite for free. It can help your entire lab easily quantify signal intensity without changing any original data.



The C-DiGit Blot Scanner captures the full range of chemiluminescent data into a single digital file. Image display settings can be adjusted to render a wide range of different exposures without altering the raw data or signal intensities.

Rethink Western blotting with digital imaging.

Utilize the C-DiGit Blot Scanner in your next scientific
discovery and witness the difference.

Check out the C-DiGit
licor.com/mycdigit



10 cm (W) x 8.5 cm (H)
scanning area size

LI-COR®

Global Headquarters

Lincoln, Nebraska, USA
Intl.: +1-402-467-0700
biosales@licor.com

©2019 LI-COR, Inc.
980-18600 10/19

**Outside the United States and Canada—
Regional Offices and Distributors**

www.licor.com/bio/contact

LI-COR, C-DiGit, and Image Studio are registered trademarks
of LI-COR, Inc. in the United States and other countries. For
patent information, visit www.licor.com/patents.

ISO 9001:2015 certified.